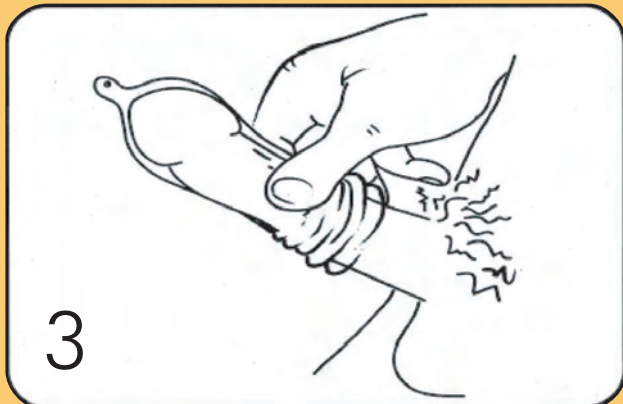


How to put on a condom?



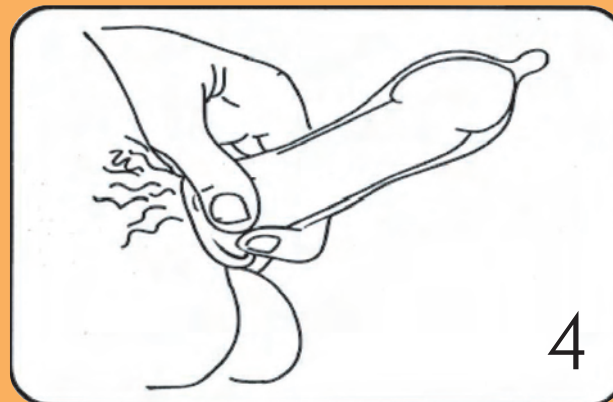
3. Unroll condom fully

- Unroll condom fully to the base of penis.
- Always use water-based lubricants.
- Do not use oil or vaseline.
- During sex, check condom is still in place.



4. Hold condom base, withdraw still erect

- Once finished, withdraw while penis still erect.
- Hold base of condom to ensure the condom comes out and to prevent spillage.
- Use condom once only
- Dispose of condom.



This series of 12 fact sheets including:

- Male Anogenital anatomy
- Anogenital ulcer
- What infections am I at risk of when having sex?
- **How to put on a condom?**
- Male to Female Genital surgery
- Genital warts
- Hormone Therapy for Male to Female Transgender People
- Proctitis
- What can happen to me if I am raped?
- Scrotal swelling
- What does an STI & HIV check up involve?
- Urethral discharge

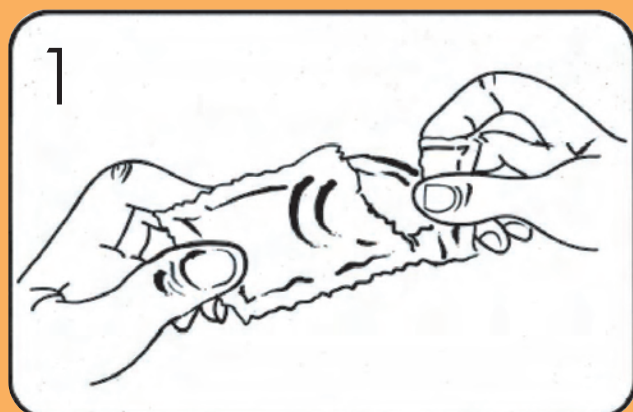


For more information please contact:

Dr. Chavalit Mangkalaviraj,
IUSTI Asia Pacific Branch
Tel: 0-2286-3263
E-mail: chavalit@cottisa.org, tmsstd@bkk.a-net.th
Website: www.cottisa.org

1. Open packet carefully

- Choose a brand and size that fit you comfortably.
- Open the packet with your fingers not your teeth. Teeth might tear the condom. Watch out for sharp finger nails too!



2. Squeeze the condom tip

- Squeeze the condom tip and unroll condom onto the erect penis.
- If you are uncircumcised, rollback the foreskin before putting the condom on.

